

# Newsletter of GLENROY ART GROUP Inc



## President's update

Hi everyone

Just a quick report as to what's been happening since the last newsletter in March. We were hoping that this year would be a little bit more stable with coronavirus, that didn't happen.

It was a bit of a challenge over March and April to organise the opening of the art show and the whole weekend. We weren't sure whether or not we would be able to have an opening night with food etc because of the limitations we were given by the government and the council.

Eventually it all came off without a hitch; it was a wonderful show - best ever!

Since the May show we have still been restricted in numbers which has been a bit of a challenge, making sure that we didn't have too many numbers. By the 12th of July we were almost back to normal. Having the one in 2 m<sup>2</sup> rule applied to us meant that we could have 28 people in the room at one time. Three days later, on July 15<sup>th</sup> we were closed and back in lockdown number five. Hopefully on 27<sup>th</sup> of July we will start being released from lockdown again. I will let you know how many we are allowed.

We hope to have the AGM on August 16<sup>th</sup>.

Please consider if you can help in any way. We need a secretary and newsletter editor.

I am prepared to stay on as president if you'll have me, and most of the other committee members are prepared to stay on for another 12 months if that's ok with the membership.

We hope to be able to start monthly Saturday Life Drawing classes as soon as numbers are allowed.

Hang in there, we will be back to normal meetings again soon!

Looking forward to seeing everyone again.

Cheers,

*Sue Parry*

Let's create

in community 1

## Contacts:

Here are all the places that you can keep up with news and contacts:

**Facebook:** Glenroy Art Group

**Website:** [glenroyartgroup.com](http://glenroyartgroup.com)

**Enquiries:** 0490 714012

**President:** Sue Parry

## Newsletter Items:

Interim Editor, Jenny Lawther  
0413722022

## Opening times

- We are open for members to use the room on **Mondays and Wednesdays** between 10.30 am and 3pm
- We are open **Thursday nights** from 7.30 till 930 pm.
- **Our Saturday openings have changed.** We have use of the room on the first, third and fifth Saturday of the month from 10.30 until 3pm. Spinners and Weavers will use the room on the second and fourth Saturdays of the month. **Note that currently Saturday openings are on hold and will resume with Life Drawing on the first Saturday of the month only. Start date to be announced.**
- Please come along to any session that works for you and enjoy the heck out of our community of artists.
- First Monday of the month includes a general meeting.

## Thanks to:

- Moreland City Council for all their support
- Art House Direct Essendon
- Ausdart for their generous framing discounts to members
- Jasons Real Estate for advertising boards for our shows

Together again

### Dates to remember:

- **Monday August 16**  
Annual General Meeting 11am
- **Thursday night August 19<sup>th</sup>**  
Life drawing 7pm. Anna from Pascoe Vale, she does nights only. Non tutored, bring own materials. \$15 non-members
- **Saturday September 18<sup>th</sup>**  
Acrylic Demonstration, Susan O'Brien  
\$15 non-members
- **First Saturdays of the month**  
Monthly live Life Drawing sessions, non-tutored, bring own materials. Non-members welcome \$10. Start date to be announced, subject to Covid restrictions. Numbers will be limited. Booking required.
- **Saturday November 20<sup>th</sup> and Sunday November 21<sup>st</sup>**  
Annual Art and Craft Show 10.30am-4pm, 7 Prospect Street, Pascoe Vale. Free entry, all welcome.

### People's Choice

The results of the voting for people's choice for the show were close. The results were as follows:

**First**

Maureen Zmack  
*Blue and Gold*

**Second**

John Whittam  
*Neil Finn*

**Equal Third**

Jenny Lawther  
*Spirit of the Mistral*  
*Colours of Winter*

## May 2021 Show

We are grateful to Moreland Council for their continuing support for our Art Group. Councillor Helen Davidson, Moreland Council opened the show. Councillor Oscar Yilditz and Councillor Helen Pavlidis popped in to demonstrate their support.



*(L to R) Cllr Helen Pavlidis, Cllr Oscar Yilditz and Cllr Helen Davidson attending the Friday opening night*



*(L to R) Cllr Helen Davidson, President Sue Parry, Life Member Dawn McQueen with husband Don and Cllr Oscar Yilditz (far R)*



On the final day of the show we presented Marie Boardman with the painting of Jack Boardman, her recently dearly departed husband and long-time member of the group.



*Gwendoline Krummins, artist (2009)*

## Congratulations!

The portrait of Jack Boardman on the previous page was painted in 3 hours by Gwendoline Krummins during a demonstration in 2009.

Gwendoline is a previous member of the art group and is the daughter of proud mother and art group member Ivy. Her AMAZING, stunning painting *Scenescence* was awarded first prize at the Autumn exhibition of the Victorian Artists Society.

## Review

Diane Schudmak

**July:** Just back from a very long day at the NGV. Had booked for 11am for "Impressionists" thinking it was a great time to go while interstate tourists are away and school on holidays. VERY WRONG on 2nd count. Didn't realise there are a number of kids' events at NGV and the Art Centre. The exhibition was packed with family groups. As crowded as pre-Covid times. And I wasn't greatly excited by what I could get to see. A few wouldn't have got many votes in POM. But it was interesting how they were grouped. Liked most of the still life works and interesting variations in the Water scenes.

Then popped over the road to see *Spinifex and Sunshine*, works by our Impressionists.

Was blown away by this. May have been helped as fewer people here and you could actually see the works. But the quality, colour and brightness of the paintings made my heart lift. And there are all of the most well-known works, and they're surprisingly huge, as well as lots of small 9" x 5". A lot of little-known women artists, who were painting alongside the famous males, are included as well.

Well worth a visit. It is on until August 22. 🤔🤔



*Scenescence by Gwendoline Krummins*



*Announcing the winner*

## Message from the Editor

As I prepare this newsletter I have just heard that we are about to start emerging from our fifth lockdown. Since the last newsletter we have been busy at the Art Group, making up for lost time with workshops, our May show, and of course a good portion of chatting. We were holding a collective breath that a lockdown would not prevent the show going forward. Fortune smiled on us and we were rewarded with record sales and crowds.

Due to the length of time which has elapsed from the last newsletter this is a bit of a bumper issue, catching up on Paintings of the Month, reports on various workshops and Works in Progress which are now fully progressed! So, apologies for anything which is a little out of date, but it is nice to remember all the interesting things we've been enjoying.

Marija has been doing a great job organising a lovely variety of workshops, some conducted by our own members and others from visiting artists. We look forward to all the upcoming activities.

We have also welcomed three new members: Kenneth Taylor, Valentina Zabolotny and Fay Park. We had also welcomed Robin Randall a couple of months earlier. Great to have you join us!

Finally, a big thank you to Julieanne Beckham, creator and editor of the newsletter, who has stepped down. We are looking for a new editor, training and assistance will be provided if needed! *Jenny*

# Another Tale of a Painting

by Jenny Lawther



We were all sad when life member Jan McLean passed away in June 2019. As we were unable to have our show last year due to the 2020 Covid lockdown (the long one!), we were determined to honour her this year. All who attended the show would have seen the tribute which included some photos of her with her winning entries for our annual Work of the Year. The above picture was one of those included.


A lady named Lorraine, who had been a friend of Jan's from the U3A Walking Group, attended the show. She approached our President Sue when she saw the picture. She had taken the original photograph of the subject of the painting. Jan had promised to give her the painting but passed away before she could give it to her. Sue immediately contacted Jan's niece and explained the situation. The painting is now with Lorraine and Jan's promise was fulfilled, all because we included the photo in Jan's tribute!

Together again

## Painting of the month

### May

**First: Jenny Lawther,**  
*Indian Sadhu, Oil Pastel*



**Second: Maureen Zmak,**  
*Sunflowers on Black, Encaustic*



**Third: Robin Randall**  
*Eco-scape, Ecoprint*



Congratulations everyone!

Let's create

### June

**First: Maureen Zmak**  
*Pink Peonies, Acrylic*



**Second: Jenny Lawther**  
*Flamenco Rose, Oil Pastel*



**Third: Val Beddome**  
*Ayers Rock & Olga's, Acrylic*



# Workshop Roundup



## 'The Seed is My Muse'

Workshop 18 March, 2021 with Thea Bates

Some of the concertina style finished pieces which didn't make it into the last issue – exploring nature and mark making.





# Fantasy and Science Fiction

## Spray Paint Workshop, 17 April, 2021 with Tony Clarke




It was a windy day. We had already had a lot of pandemic practice with wearing masks so donning masks and protective clothing seemed, well, kind of normal.... Stylish Marija had even devised a kind of spray paint PPE outfit from a garbage bag.

So, there we were, all kitted up and ready to go. Tony generously provided access to his spray paint cans and paper and started to initiate us into how to mask (on the paper this time!) and spray to create planets.

In no time we were playing and creating all kinds of colourful universes and then experimenting with dripping, leaves and other creative ideas. Such a fun afternoon and such a mess of Tony's cans – we managed to obscure most of the labels by the time we had finished with our paint laden gloved hands. Lots of fun was had by all!

*Jenny*



Some of the finished creations

# Life Drawing

## Session, 19 April, 2021

On Wednesday April 19 Marija, our activities officer, began her program of monthly life drawing sessions. Eight of us gathered together to draw Annie. Annie was very helpful, choosing poses and making sure we could all see her, making suggestions when we needed them. Most of all she is an utterly brilliant model, able to hold very still poses. A consummate professional. We loved drawing her, the way the light hit her, her curves, and poses, and we created many drawings we were very happy with. We worked individually in the media that suited us, varying from pencil, charcoal, ink and pastel. Thank you so much Marija for organising this session, and Annie for your brilliant work.

*Julianne*



We are looking forward to more regular **monthly untutored life drawing sessions** to be held on the first Saturday of each month. Non-members welcome for a small fee. Limited spaces. Unfortunately, covid lockdowns have postponed the monthly program, but we have one session planned for a Thursday night on August 19, 2021 from 7.00pm. Be there from 7pm to set up. Doors close shut at 7.30 to protect the privacy of the model. Put your name on the list if you want to participate. If you cannot get into our room to put your name down, let Marija know, she can put you on the list. Spaces are limited. There are costs for non-members, and, if there are spaces available, non-members will also be able to sign on. Further enquiries for non-members: 0490 714012.



# Brown Paper Journals

## Workshop 23 June, 2021 with Julieanne Beckham



Journals became popular during lockdowns, both making them and filling them. Julieanne's dream journal, made from recycled brown paper, caught the imagination and curiosity of some of our members who wanted to make a journal for themselves, some using brown paper and others using their own selection of paper. And so this workshop was born. Julieanne guided attendees, helping them to assemble and bind their pages into an old book cover. It kept everyone engrossed - measuring, sorting, folding, sewing, and they all walked away with their own handmade journal to fill.



Measuring



Assembling the 'signatures'. Robin was using some of her lovely eco-print papers



Sewing the signatures - lots of concentration!




Decorative end papers



Relief - sewing completed!



# Recent works



*Dream Journal, Julieanne Beckham*



*Watercolour, WIP - Gordon Townsend*



*Watercolour, Gordon Townsend*



*Watercolour, Margaret Busby*



*Graphite, Margaret Busby*



*Acrylic, WIP - Cornelia Conway*



*Pastel Pencil WIP, Diane Schudmak*



*Watercolour WIP, Wai Chun Lee*



*Pen and Wash WIP, Val Beddome*



*Val has been quietly and steadily working on her hand painted bird cards for weeks. Look out for them at the Art and Craft show!*



*Acrylic WIP, Marija Newbold*

## Why stain your canvas before painting and how do you select a colour for the stain?

Staining your canvas first with a colour helps to take away that fear/uncertainty of how to start on a blank canvas. Faced with making that first brushstroke can result in lots of procrastination!

Staining also helps us to judge colours more accurately, as a plain white canvas makes any colour added look darker than it actually is. Working on the pure white canvas can then result in lots of colour correction as you progress through the painting which can be frustrating, confusing and time consuming. Staining can be a really helpful start if you struggle with colours. Staining means applying a thin, often washy layer, frequently scrubbed in with either a brush or a rag or paper towel. It applies to acrylic and oil painting, but not to watercolour.

Choosing a colour can be influenced by the overall colour scheme and perhaps even the style. Warm colours such as a burnt sienna, yellow ochre or raw umber are useful and can give a subtle warmth to your painting. A cool neutral colour such as a blue grey may be useful for certain subjects. Very bright saturated colours can be overpowering.

Ultimately it does not really matter which colour you choose.


Having a stained canvas can also give you the option to leave parts of the colour exposed to add drama, vibrancy and interest to your finished painting.

## Tips, Tricks and Techniques


Jenny Lawther

Ever tried to draw a bottle, a jar, a vase and struggled to get both sides even? I know I have. Here is a simple technique which will save all that erasing and fiddling.

### Using a Cutout



1. Draw half of the image



2. Fold the paper along the vertical line so it is on the underside of the paper



3. Cut carefully along your half drawing of the shape



4. You now trace your full image around the mask (right) or secure the stencil (left) flat and add paint to the shape, lift the stencil and you have your filled shape



Technology overload?  
Computer confusion?  
Mobile madness?



It's hard to step into the computer age so we'd like to help if you are struggling with technology. Sue, Jenny and Julieanne are happy to run a session with anyone who would like some help and advice on any technology issues. As the wifi reception is very poor at Prospect Street, Margaret has offered to hold the session at her house (once Covid restrictions allow). Please give Sue a call if you are interested and let her know what your questions are. No question is too basic!